

UMBROSA

UNIQUE SHADE DESIGN



INSTALLATION MOVIES



NATA DEMO MOVIE

NATA

UMBROSA.COM

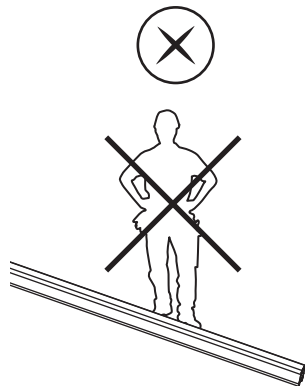
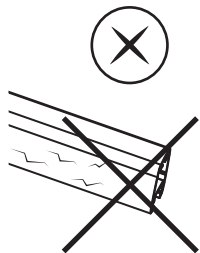
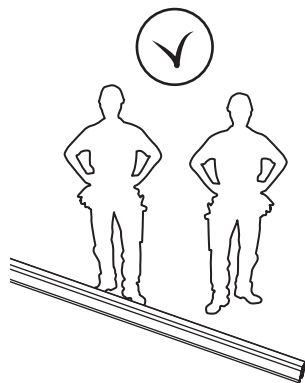
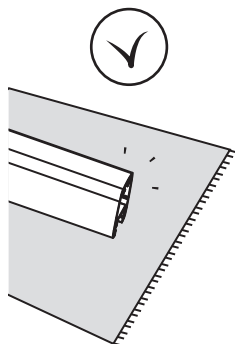
- ENG** Congratulations with your purchase! Please completely read and follow all the instructions.
- NL** Proficiat met uw aankoop! Gelieve alle instructies te lezen en op te volgen.
- FR** Félicitations avec votre achat. Lisez svp les instructions complètes.
- DE** Herzlichen Glückwunsch zu Ihrem Kauf! Bitte vollständig lesen und befolgen Sie alle Anweisungen.
- ES** Felicidades con su compra! Por favor lea y siga todas las instrucciones.
- IT** Congratulazioni con il Vs. acquisto! Vi preghiamo di leggere bene le istruzioni e di seguirne scrupolosamente le indicazioni.

IMPORTANT:

Please read this entire manual before installing or operating your umbrella, to reduce risk of personal injury in which a person is injured or harmed, and/or damage to personal property. Prior to assembly it is important to decide on the location of the umbrella and to respect the following instructions:

- Choose a location that is level and sturdy.
- Avoid any sloping of soft ground.
- Consider a location that will maximize the umbrella's 360° rotating function (if available)
- Two-person team is recommended for assembly

BEFORE YOU START



SAFETY STATEMENTS & WARNINGS



- Product is suitable for light wind and/or light rain only.
- Position product in direction of wind as recommended in user manual.
- Do not use product in inclement weather, such as strong wind, thunderstorms, heavy rain or snow, and make sure that the umbrella is closed and stored in advance.
- Never allow the umbrella to flap in the wind. This could cause personal injury, damage to personal property, damage to umbrella and/or umbrella canopy.
- Close product and secure strap when not in use.
- Do not use product without its base or unless attached to building structure, and keep umbrella secured to umbrella base or mount at all times.
- Do not use product over or near harsh chemicals or open flames.
- Place product on stable and level surface.
- Do not allow children to assemble or operate product.
- Do not leave product unattended.
- Store product indoors during winter and extreme weather conditions.
- When adjusting or assembling the umbrella or umbrella base, make sure fingers, toes or any other parts of the body are clear from moving parts. Failing to do so may result in serious injury.
- Only use Umbrosa replacement parts.
- Read owner's manual.
- Any modifications to the product or failure to follow recommended care will void the warranty.
- Wind damage is not covered under our limited warranty.

DISCLAIMER:

All mounting kits and supports for inground fitting and installation on hard surfaces should only be installed by a licensed contractor duly qualified to perform the installation. Umbrosa assumes no liabilities and expressly disclaims any responsibilities for injuries or damages arising from or related to the failure of buyer to have any kit or fitting installed by a licensed professional contractor.

INDEX



NATA BASE INSTALLATION

p6



NATA UMBRELLA INSTALLATION

p8



USER INSTRUCTIONS

p10



TIPS AND MAINTENANCE

p13

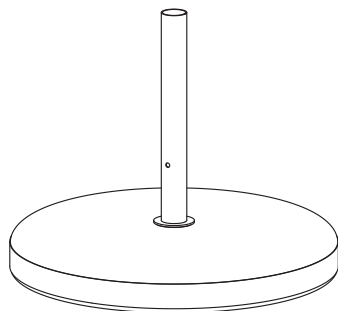


WARRANTY AND
SPARE PARTS

p16

NATA BASE INSTALLATION

FIBASE0002021000



MATUBG001V01_HDGV
1x



MAWASIDIN6798A_M12
1x



MAWASIO140
2x



1x



MACBAUM001V01_
1x



MACOM001V01_9005
1x



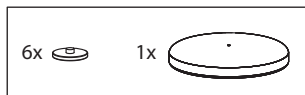
MAPLAIUM001V01
1x



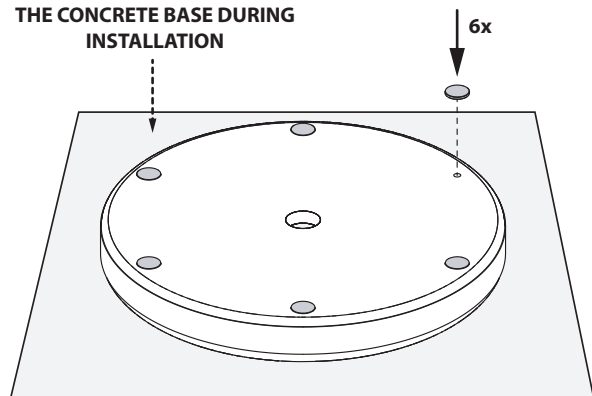
6x

NATA BASE INSTALLATION

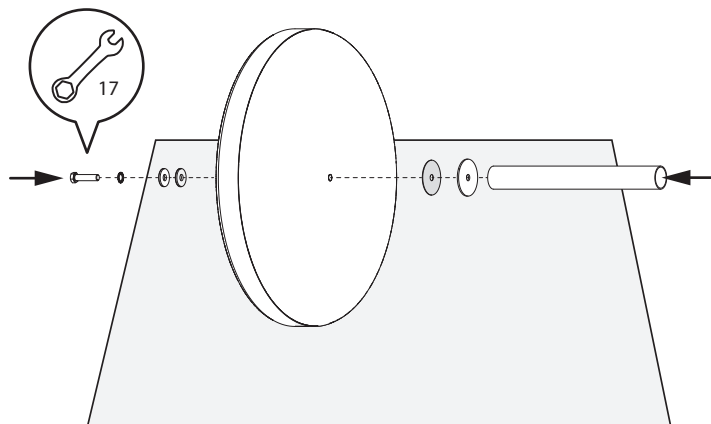
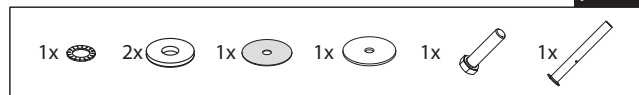
1



USE CARDBOARD TO PROTECT
THE CONCRETE BASE DURING
INSTALLATION



2



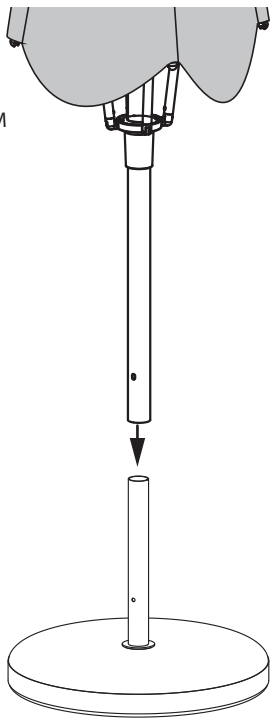
NATA UMBRELLA INSTALLATION



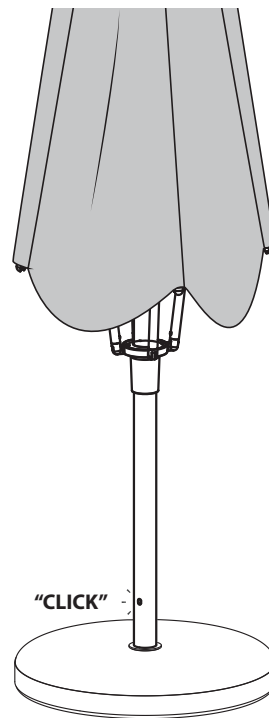
1



UMBROSA.COM



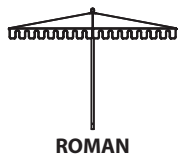
2



NATA UMBRELLA INSTALLATION (ONLY FOR ROMAN AND ZEN)



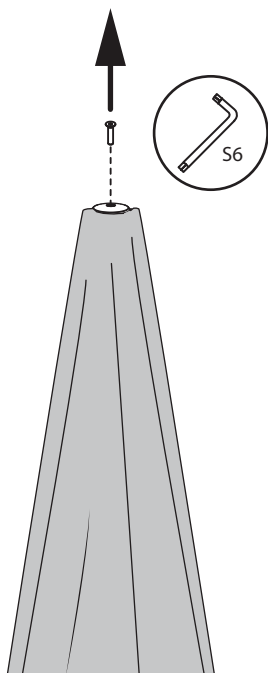
1



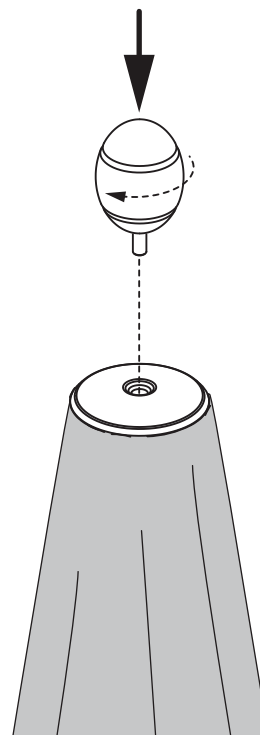
ROMAN



ZEN



2



NATA USER INSTRUCTIONS

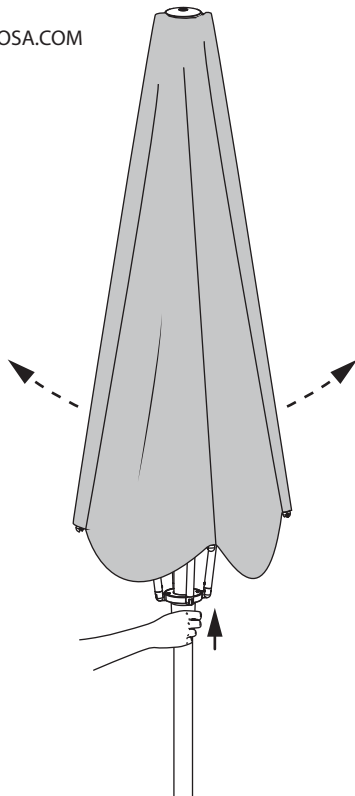
OPEN CANOPY



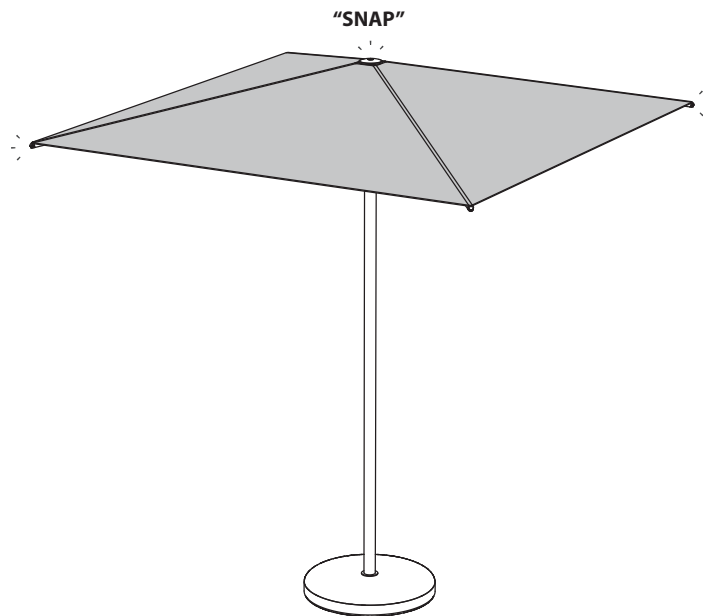
1



UMBROSA.COM



2



NATA USER INSTRUCTIONS

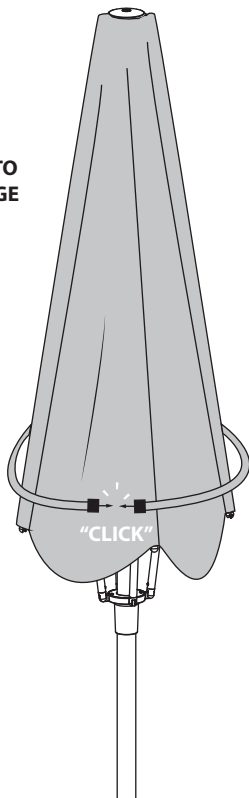
CLOSE CANOPY



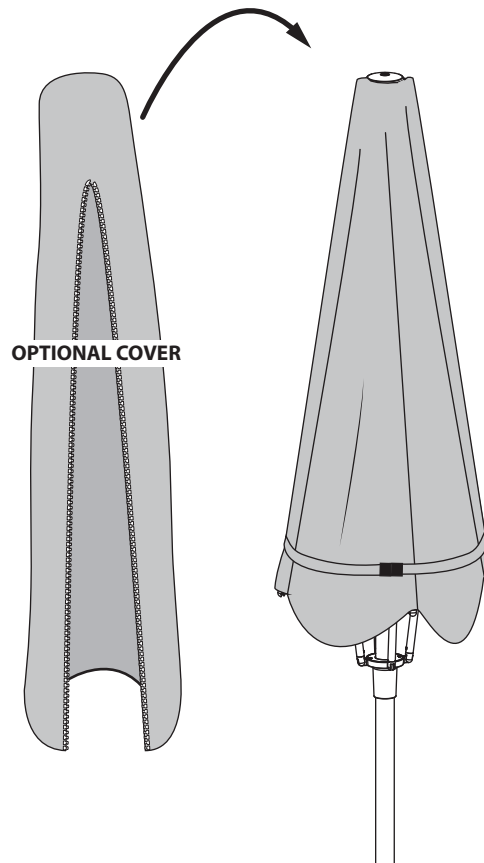
3



USE THE STRAP TO
PREVENT DAMAGE
FROM WIND



4



NATA TILT USER INSTRUCTIONS

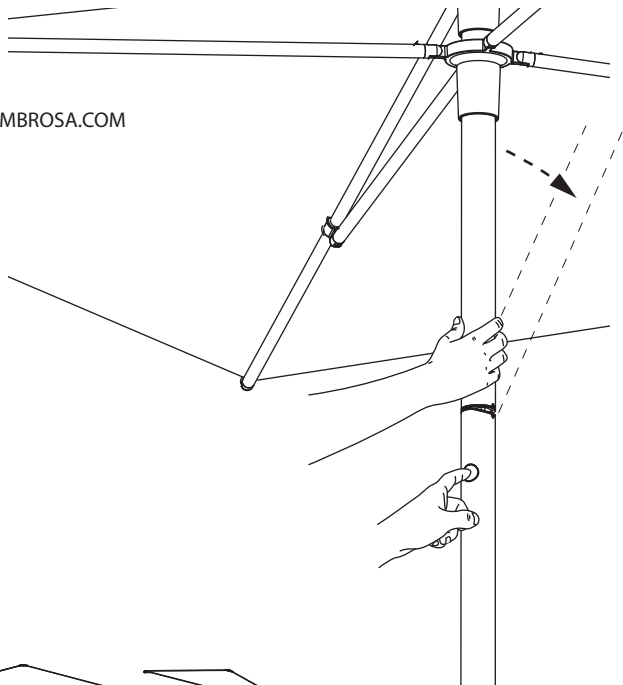
TILT POLE



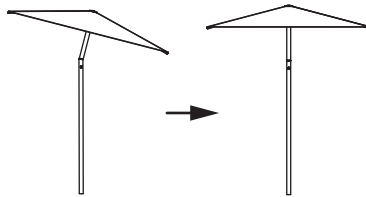
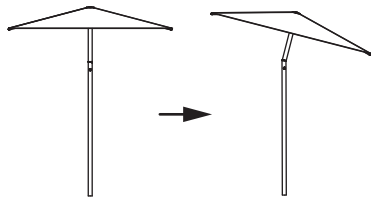
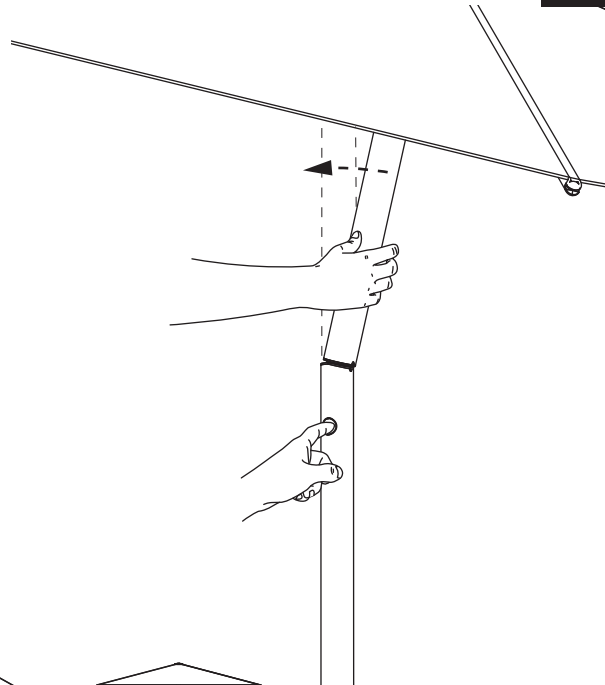
1



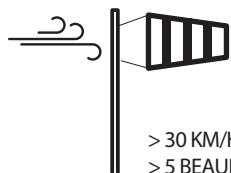
UMBROSA.COM



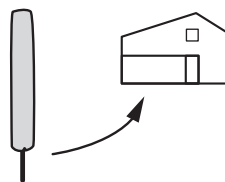
2



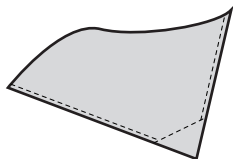
TIPS



> 30 KM/H
> 5 BEAUFORT



MAINTENANCE



ENG [Maintenance instructions on website](#)
NL [Onderhoudsinstructies op webpagina](#)
FR [Nettoyage et guide d'entretien sur le site web](#)
DE [Pfleghanweise auf der Webseite](#)
ES [Instrucciones de mantenimiento en el sitio web](#)
IT [Istruzioni di mantenimento sul sito](#)



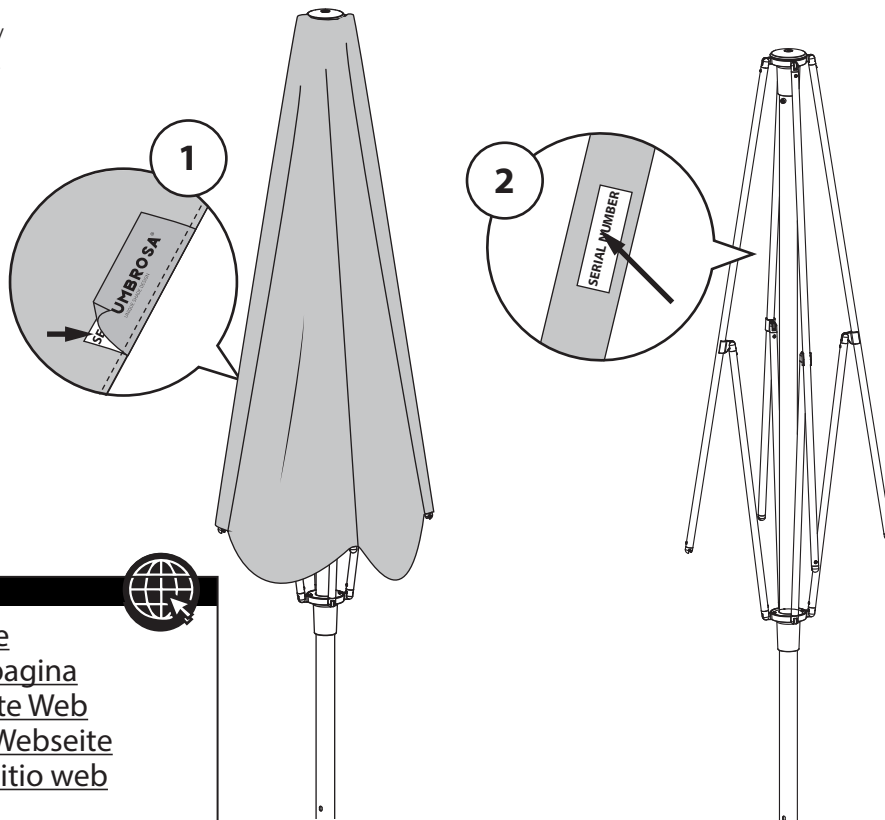
- ENG** In order to **prevent stainless steel from rusting**, it is necessary to treat it frequently and preventatively. Umbrosa recommends cleaning and protecting the surface regularly. Cleaning can easily be done using standard dishwashing detergents. Afterwards, a protection layer can be applied onto the dry surface with a silicon spray. In an aggressive environment (maritime climate, chlorine, acid rain, aggressive industrial or urban environment) we recommend to clean the surface more frequently. Rust can be removed using a cloth and polishing paste. These kinds of products can be bought in do-it-yourself shops, but also in car specialty stores that sell several “stainless steel polishers”.
- NL** **Roestvast staal blijft enkel vrij van corrosie**, wanneer deze goed en preventief wordt behandeld. Umbrosa raadt bijgevolg aan om regelmatig het oppervlak te reinigen en beschermen. Reinigen kan eenvoudig met warm water met afwasmiddel zoals “Dreft”. Nadien brengt u op het droge oppervlakte een bescherm laag aan met bijvoorbeeld Silicone spray. In een agressieve omgeving (maritiem klimaat, chloor, zure regen, agressieve industriële of stedelijke omgeving), dient men de frequentie van dit preventief onderhoud op te drijven. Wanneer lichte roest zichtbaar is, dient deze te worden verwijderd met doek en speciale polierpasta. Dergelijke producten zijn te koop in Doe-het-Zelf zaken, alsook in autospecialzaken waar men verschillende “stainless steel polishers” verkoopt.
- FR** Pour **éviter que L’acier inoxydable corrode**, c’est nécessaire de traiter la surface régulièrement. Umbrosa conseille de nettoyer et protéger régulièrement la surface en utilisant l’eau chaude et un peu de détergent. Après, sur la surface sèche, vous pouvez appliquer une couche de protection avec, par exemple, un spray de Silicone. Surtout dans un environnement agressif (climat maritime, chlore, pluie acide, environnement industriel ou urbaine agressif) nous recommandons de nettoyer fréquemment la surface. Vous pouvez éliminer des éventuelles taches de rouille avec un chiffon et du cirage. Vous pouvez trouver ce type de produits dans des magasins bricolage, mais aussi dans des magasins spécialisés, ou on vend plusieurs “stainless steel polishers”.
- DE** **Edelstahl bleibt nur frei von Korrosion**, wenn dieser gut und Präventiv behandelt wird. Umbrosa empfiehlt regelmäßig die Oberfläche zu reinigen und zu schützen. Reinigung kann problemlos mit warmem Wasser mit Seife. Danach bearbeiten Sie die trockene Oberfläche mit einer Schutzschicht z.B. Silikon spray. In einem aggressiven Umfeld (Seeklima, Chlor, saurer Regen, aggressive Industrie- oder städtischen Umwelt) sollte man diese Behandlung häufig machen. Sichtbaren Rost sollte mit Tuch und spezielle Polierwerkzeuge Paste entfernt werden. Solche Produkte findet man in Baumärkten sowie in Auto Läden wo man verschiedene "Edelstahl Polierer verkauft".
- ES** **Acero inoxidable sólo permanece libre de corrosión**, cuando esta bien y se trata como una medida preventiva. Umbrosa recomienda de limpiar regularmente la superficie para y proteger. Limpieza puede fácilmente con agua tibia con jabón del plato. Luego, lleva sobre la superficie seca con una capa protectora para por ejemplo spray de silicona. En ambientes agresivos (clima marítimo, cloro, lluvia ácida, agresivo ambiente urbano o industrial), la frecuencia de este mantenimiento preventivo para arriba. Cuando el moho visible, se debe retirar con paño y pasta de pulir especial. Estos productos se venden en ferreterías, así como en tiendas de coches donde uno diferentes vende “pulidores de acero inoxidable”.
- IT** Per **prevenire l’arruginirsi dell’acciaio inox**, è necessario curarlo frequentemente e preventivamente. Umbrosa consiglia di pulire e proteggere frequentemente la superficie. E’ possibile pulire l’acciaio inox con aqua calda e detergente. Dopo aver pulito la superficie, la potete proteggere applicando sulla superficie asciutta uno strato protettivo con, per esempio, lo spray al silicone. In un ambiente aggressivo (clima marittimo, cloro, pioggia acida, ambiente aggressivo industriale o urbano) consigliamo di pulire la superficie più spesso. E’ possibile rimuovere possibili macchie di ruggine con uno straccio e un po’ di lucidante. Questi prodotti sono disponibili in negozi fai da te, ma anche in negozi specializzati (come quelli che vendono i prodotti per pulire le macchine) che vendono vari “stainless steel polishers”.

WARRANTY

KEEP THIS AVAILABLE

1 PROOF OF PURCHASE / AANKOOPBEWIJS / PREUVE D'ACHAT /
KAUFBELEG / JUSTIFICANTE DE COMPRA / PROVA D'ACQUISTO

2 SERIAL NUMBER / SERIENUMMER / NUMÉRO DE SÉRIE /
SERIENNUMMER / NÚMERO DE SERIE / NUMERO DI SERIE



ENG Warranty conditions on website

NL Garantievoorwaarden op webpagina

FR Conditions de garantie sur le site Web

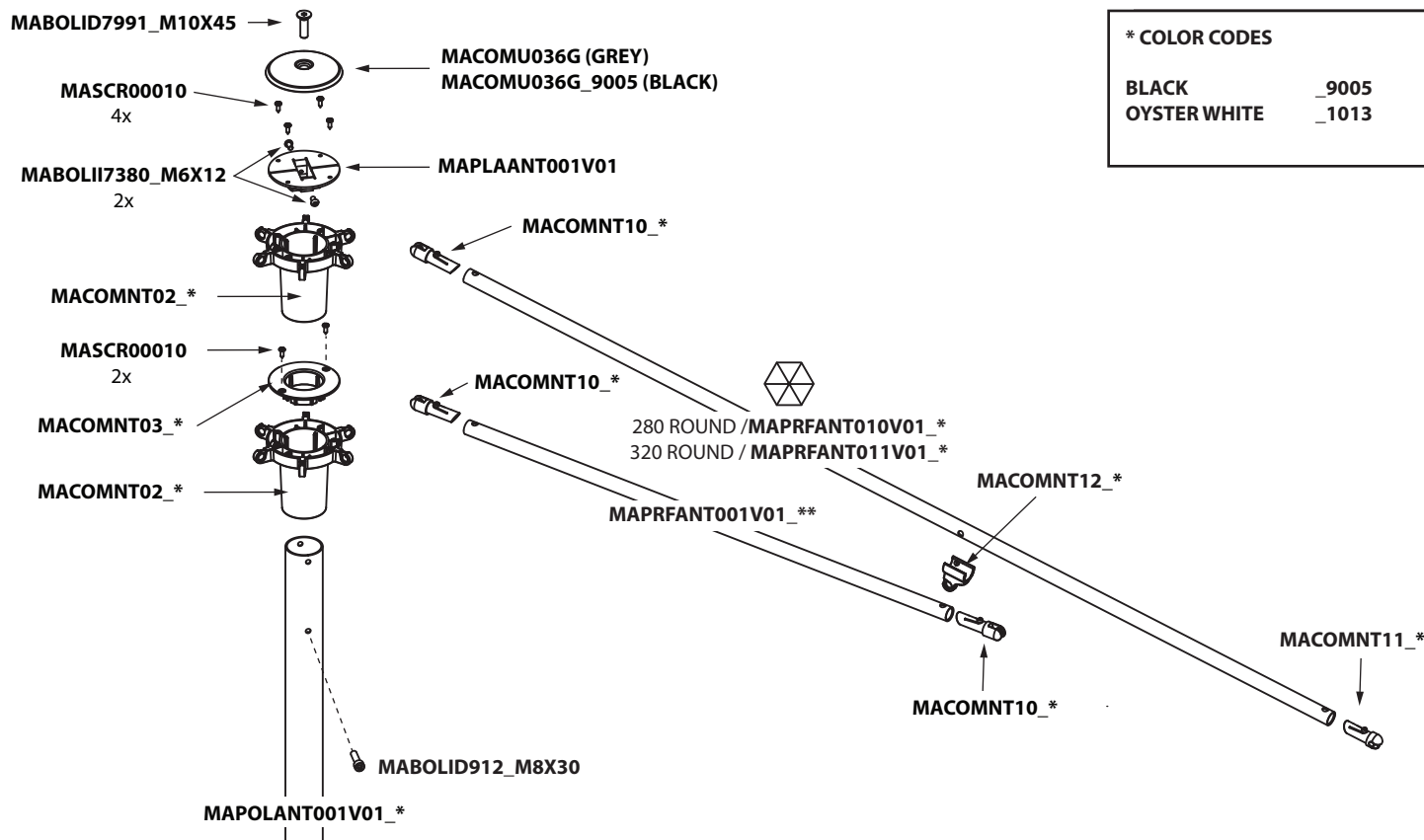
DE Garantiebedingungen auf der Webseite

ES Condiciones de garantía en el sitio web

IT Condizioni di garanzia sul sito

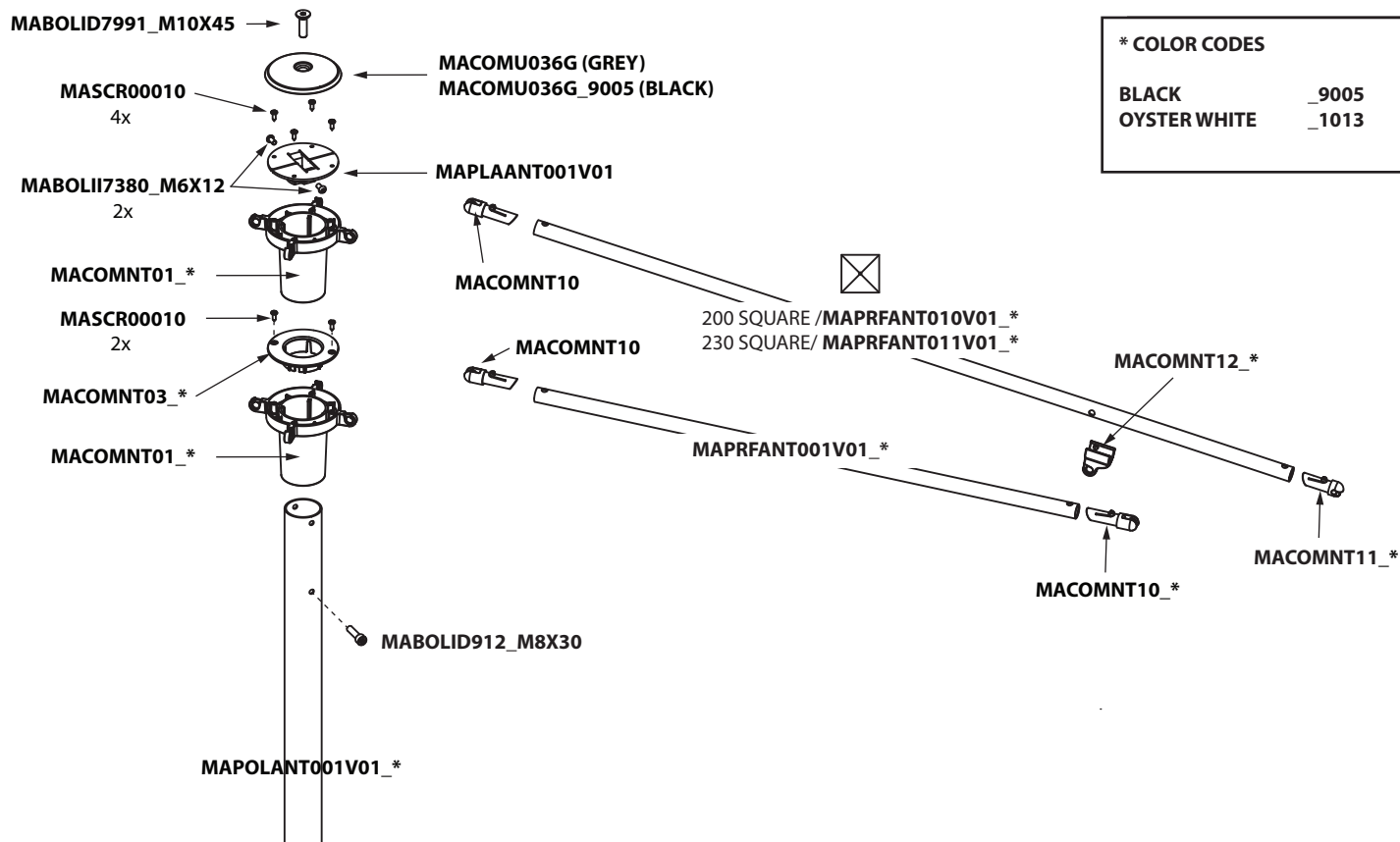
SPARE PARTS

NATA ROUND 280 / 320



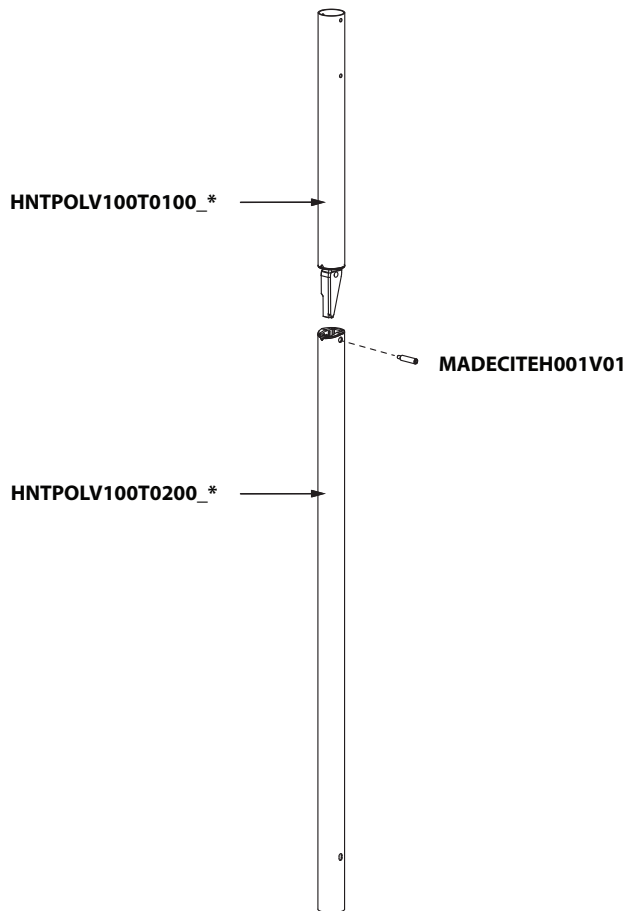
SPARE PARTS

NATA SQUARE 200 / 230



SPARE PARTS

NATA TILT

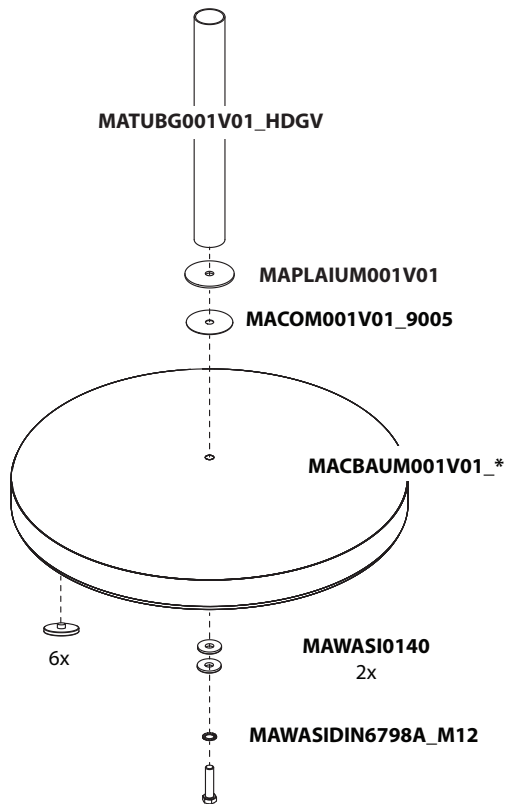


* COLOR CODES

BLACK	_9005
OYSTER WHITE	_1013

SPARE PARTS

NATA BASE



* COLOR CODES CONCRETE

BLACK	_BLAC
CONCRETE	_CONC

UMBROSA

UNIQUE SHADE DESIGN

Umbrosa

Beversesteenweg 565 B, 8800 Roeselare, Belgium.

T: +32 51 30.22.60 | F: +32 51 30.22.62 | E: info@umbrosa.com | www.umbrosa.com

Umbrosa Inc

530 7th Avenue, Suite 902, New York, NY 10018

T: (855) 285-6595 | E: info@umbrosa.com | www.umbrosa.com

The content of this document, in particular the mentioned models, is protected by copyrights and/or design rights. The present document and its content is communicated to you for information purposes only. Any partial or total reproduction or any other use without our prior written permission is strictly prohibited. This technical sheet remains subject to possible changes. Of course we do our best to eliminate all mistakes, but Umbrosa is not responsible for the errors in the documentation of products. All measurements are approximate and are provided for informational purposes only.

VERSION 20240606